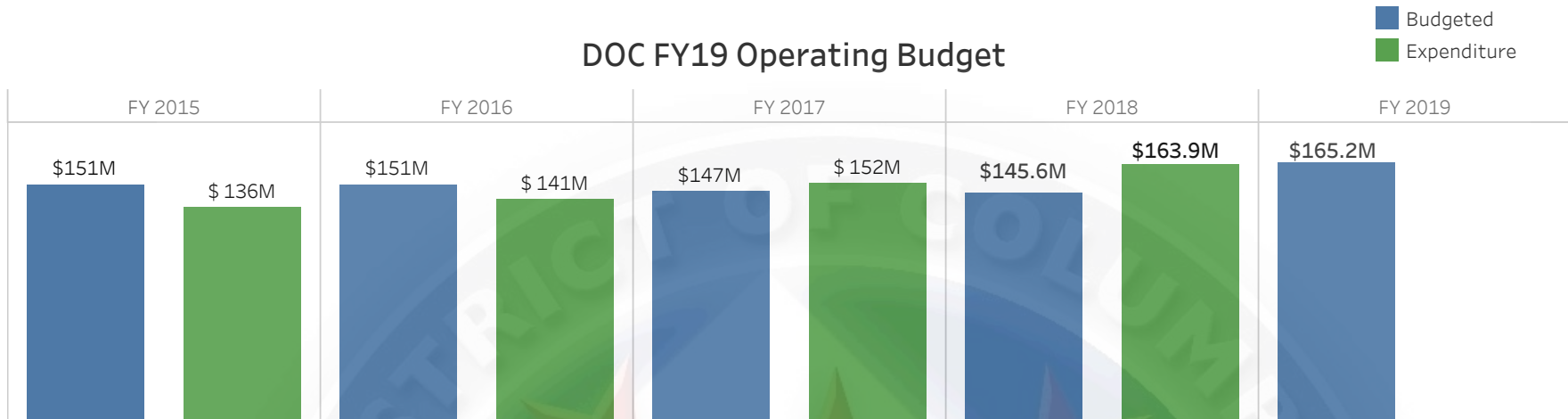


The background features a large, faint, circular seal of the District of Columbia Department of Corrections. The seal contains the text "DISTRICT OF COLUMBIA" at the top and "DEPARTMENT OF CORRECTIONS" at the bottom. In the center, there is a stylized "DOC" logo in red and blue, with a depiction of the US Capitol building behind it. The seal is semi-transparent and serves as a watermark for the document.

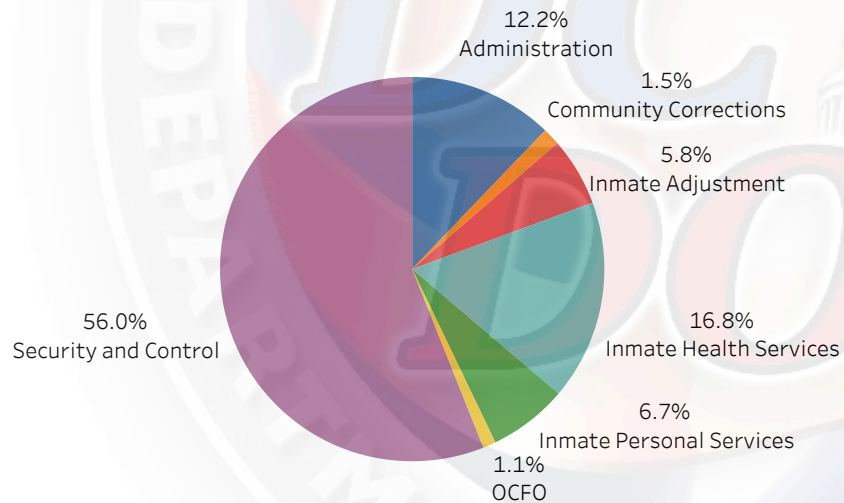
**DC Department of Corrections**  
**Facts and Figures**  
**October 2019**

## DOC FY19 Operating Budget

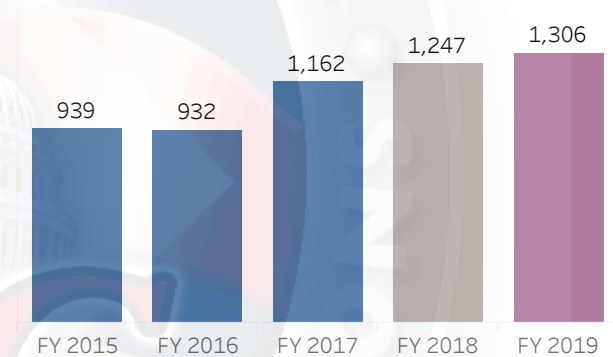


The Department of Corrections provides housing, security, and inmate services at the DOC facilities for some inmates under Federal jurisdiction and is reimbursed for such services. FY 2019 data reflects revised budget and estimated expenditures. Budget information and narratives can be accessed at: <http://cfo.dc.gov>

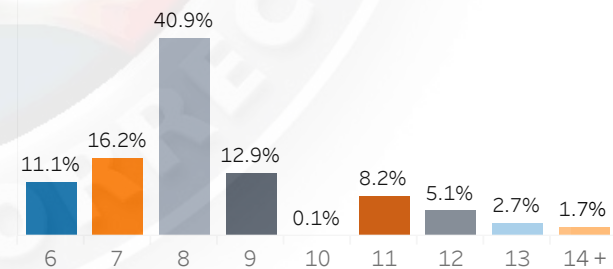
## FY 2019 Budget by Service



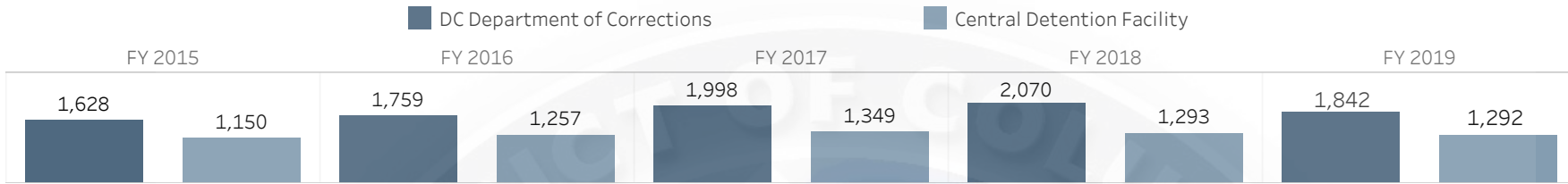
## DOC Full Time Employees



## FY 2019 FTE Distribution by Grade



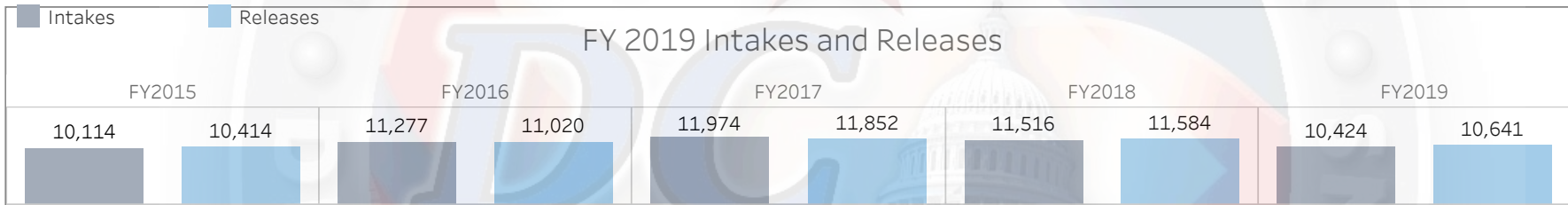
## Average Daily Population by Fiscal Year



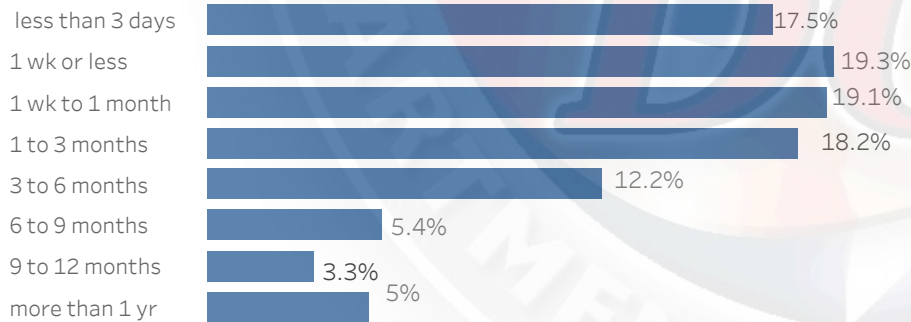
The Department of Corrections facilities include the Correctional Treatment Facility and the Central Detention Facility. DOC also contracts out for a limited number of Half Way House bed spaces in the Community.

Men Women

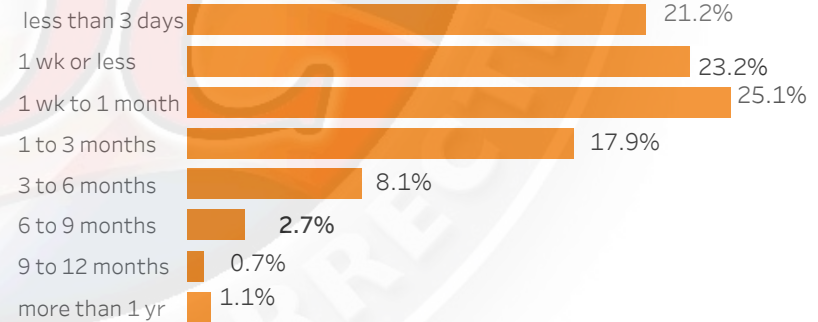
### Average Daily Population FY 2019 by Sex and Facility



### Men - FY 2019 Releases by Sex and Length of Stay



### Women - FY 2019 Releases by Sex and Length of Stay

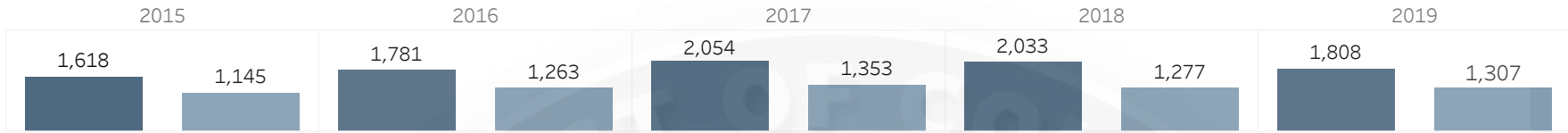


Men: Average LOS was **84** days and the Median LOS was **42** days; **55.9%** stayed fewer than **31** days.

Women: Average LOS was **23** days and the Median LOS was **15** days; **69.5%** stayed fewer than **31** days.

DC Department of Corrections  
Central Detention Facility

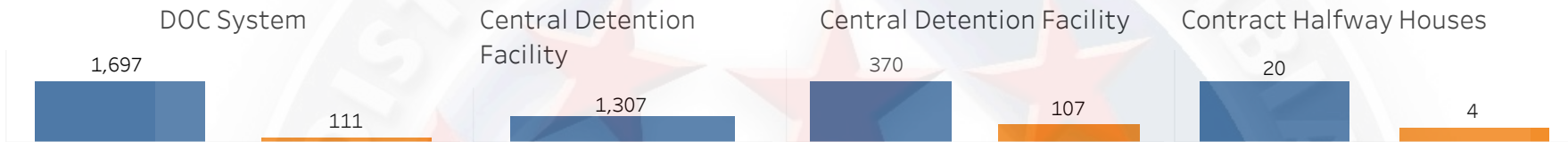
### Average Daily Population by Calendar Year



The Department of Corrections facilities include the Correctional Treatment Facility and the Central Detention Facility. DOC also contracts out for a limited number of Half Way House bed spaces in the Community.

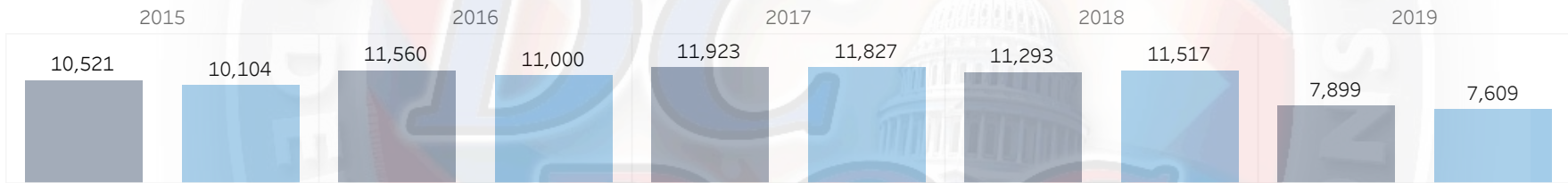
Men Women

### Average Daily Population Calendar Year 2019 by Sex and Facility

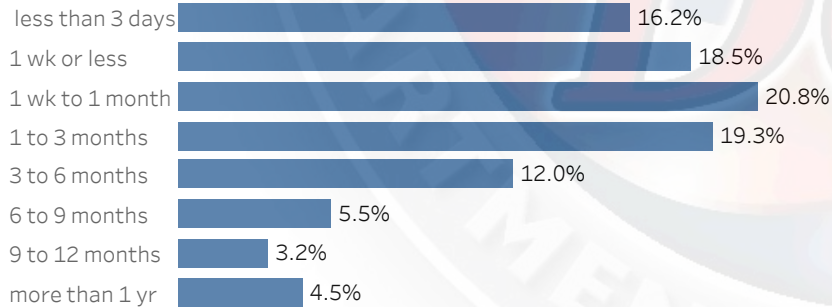


Intakes Releases

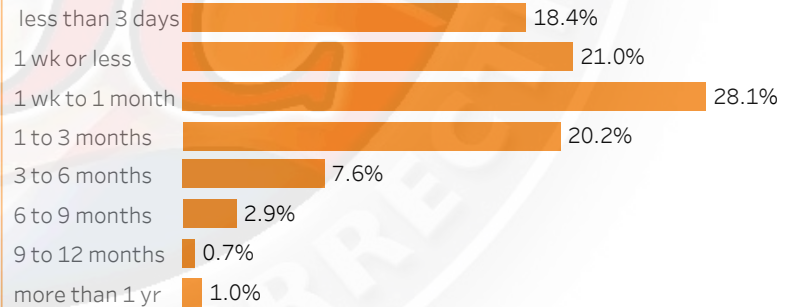
### Calendar Year 2019 Intakes and Releases



#### Men - CY2019 Releases by Sex and Length of Stay



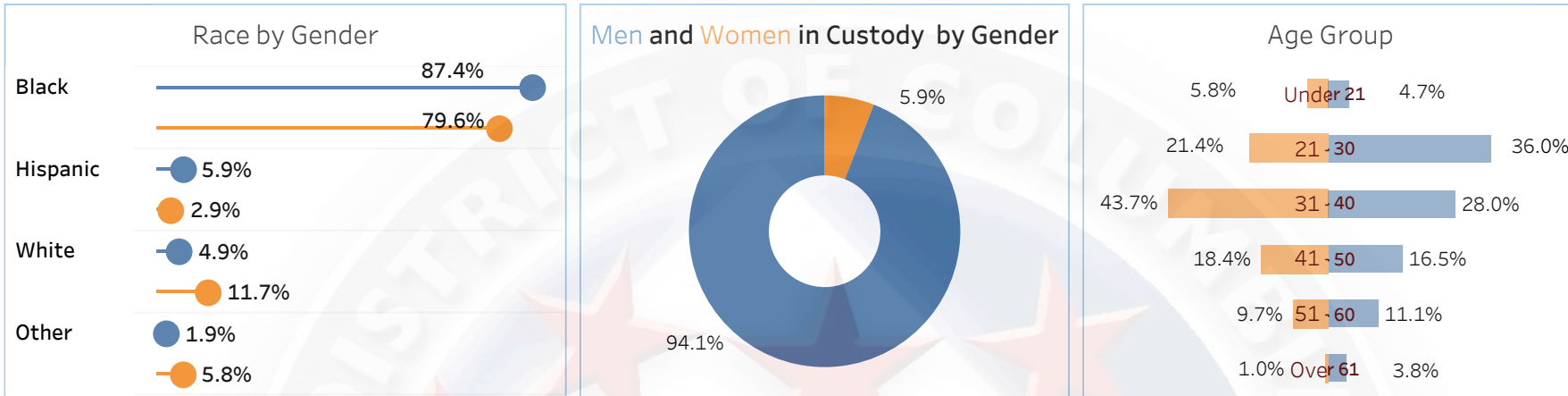
#### Women - CY2019 Releases by Sex and Length of Stay



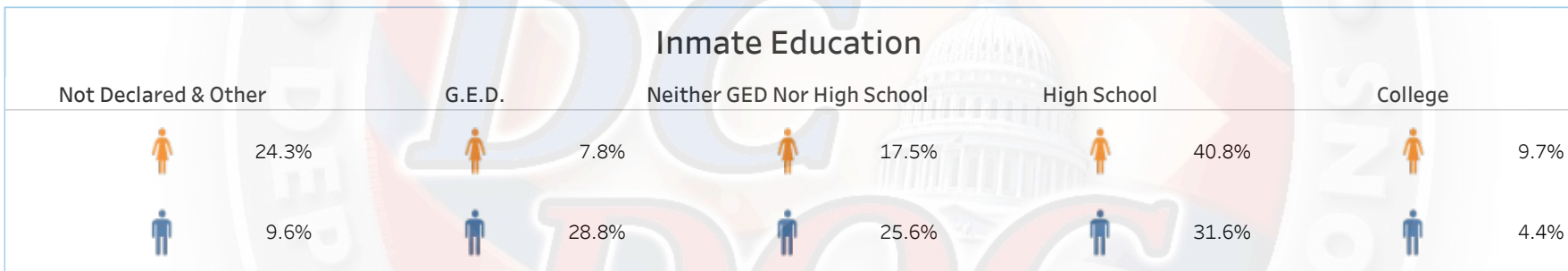
Men: Average LOS was **84** days and the Median LOS was **23** days; **55.5%** stayed fewer than **31** days..

Women: Average LOS was **41.9** days and the Median LOS was **15** days; **67.5%** stayed fewer than **31** days.

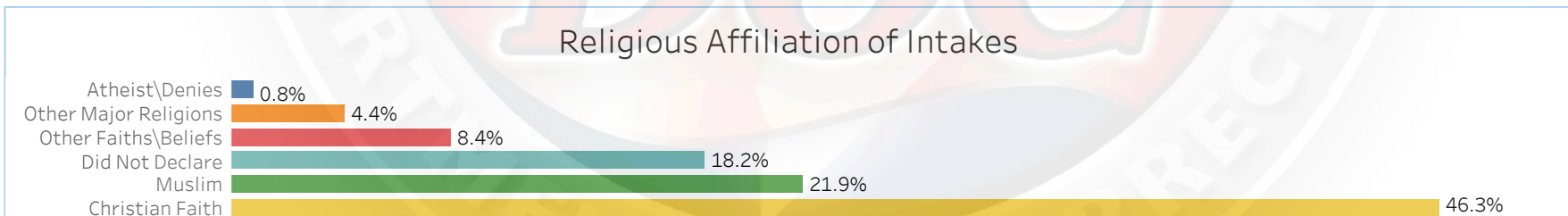
# Inmate Demographics



The category "Other" includes Native Americans and those who have declared their race as Other or not declared a race. Blacks are overrepresented compared to the DC population which is 46.4% Black. Whites, Hispanics, and Asians are under-represented compared to the DC population which is 45.6% White, 11.3% Hispanic, 4.4% Asian and 0.6% Other. DC Population Data Source from www.census.gov



60.4% of men and 48.6% of women in custody report having at least a High School Diploma or a GED. All data is self reported by inmates in DOC custody.



All data is self-reported by intakes that were in custody between October 1, 2018 and September 30, 2019. The category "Other Major Religions" include other faiths such as Jewish, Buddhist, Hindu and Catholic. The category " Other Faiths\Beliefs" include other faiths such as Spiritual, Rastafarian and Other which occur infrequently among intakes.

## Percent of Women in Custody by Legal Status and Average LOS (days)

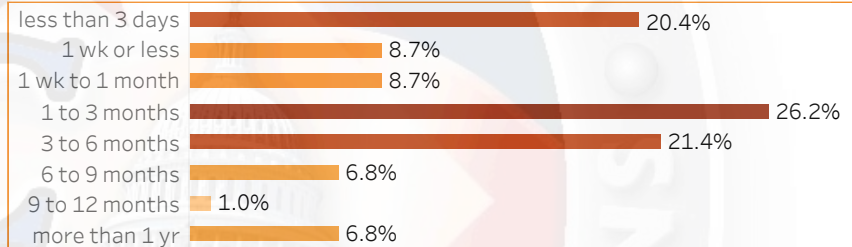
Legal Status	Percent	Average LOS (days)
OT	19.4%	13.1 days
PF	17.5%	127.0 days
PM	4.9%	32.7 days
PV	12.6%	55.4 days
SF	5.8%	262.0 days
SM	7.8%	50.2 days
TR	32.0%	150.6 days

• **Fugitive (FG)** wanted by another jurisdiction • **Other(O)** Indicates other charges. • **Pretrial Felon (PF)** means at least one unresolved legal matter exists and indicates the most serious offense requiring detention is a felony. • **Pretrial Misdemeanant (PM)** means at least one unresolved legal matter exists and indicates that the individual has no felony offenses. • **Parole Violator (PV)** indicates an individual who has violated conditions of parole, probation or release. • **Sentenced Felon (SF)** indicates the inmate is serving at least one sentence and indicates the most serious offense requiring detention is a felony. • **Sentenced Misdemeanant (SM)** indicates the inmate is serving at least one sentence and indicates that the inmate has no felony offenses. • **In Transit (TR)** for USMS/USDC inmates. • **Writ/Hold (WH)** individuals may have other charges requiring legal resolution.

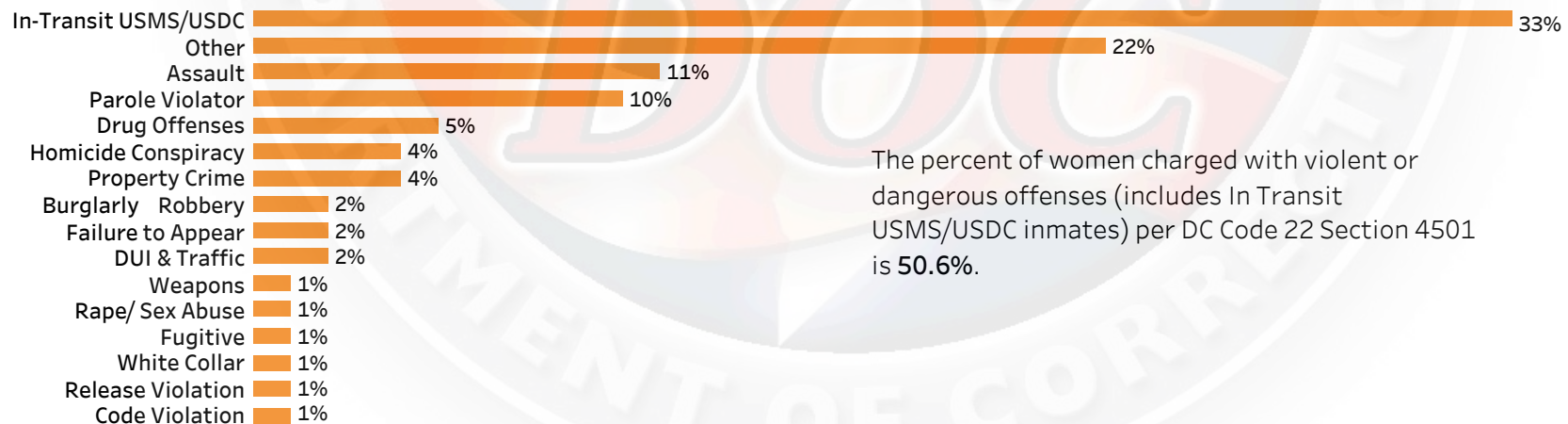
*Information on this page is based on a one day population snapshot*

## Length of Stay (LOS) Distribution for Women in Custody

Overall Average Length of Stay for **Women** is **100.7** days and the Overall Median Length of Stay is **45.3** days.



## Offenses by Most Serious Active Charges for Women



The percent of women charged with violent or dangerous offenses (includes In Transit USMS/USDC inmates) per DC Code 22 Section 4501 is **50.6%**.

## Percent of Men in Custody by Legal Status and Average LOS (days)

FG 2.9% 301.9 days	OT 4.3% 7.4 days	PF 21.7% 262.6 days	PM 2.9% 30.3 days	PV 14.9% 91.9 days	SF 8.4% 250.1 days	SM 6.6% 104.2 days	TR 31.6% 201.6 days	WH 6.7% 310.6 days
--------------------------	------------------------	---------------------------	-------------------------	--------------------------	--------------------------	--------------------------	---------------------------	--------------------------

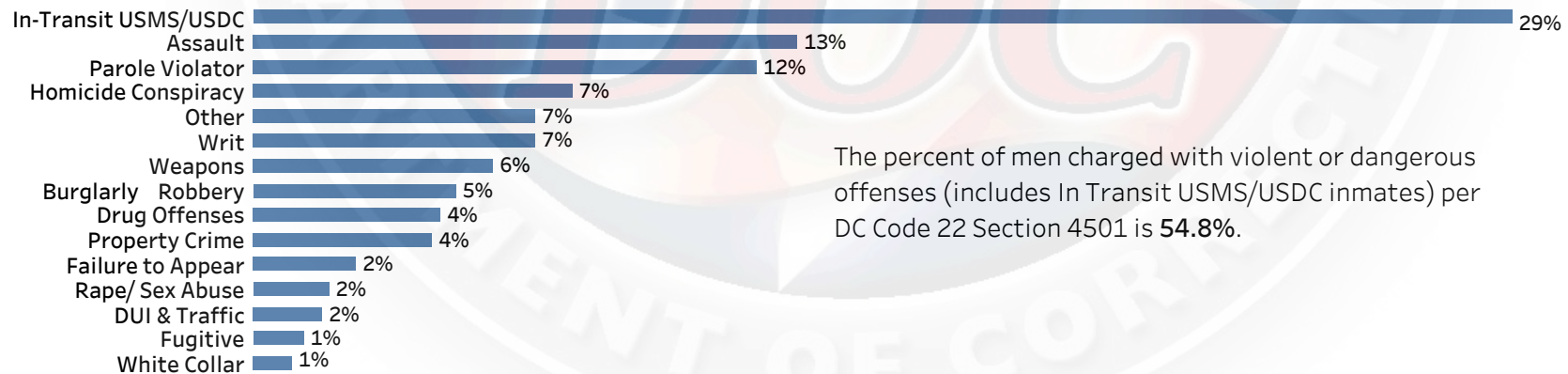
• **Fugitive (FG)** wanted by another jurisdiction • **Other (O)** Indicates other charges. • **Pretrial Felon (PF)** means at least one unresolved legal matter exists and indicates the most serious offense requiring detention is a felony. • **Pretrial Misdemeanant (PM)** means at least one unresolved legal matter exists and indicates that the individual has no felony offenses. • **Parole Violator (PV)** indicates an individual who has violated conditions of parole, probation or release. • **Sentenced Felon (SF)** indicates the inmate is serving at least one sentence and indicates the most serious offense requiring detention is a felony. • **Sentenced Misdemeanant (SM)** indicates the inmate is serving at least one sentence and indicates that the inmate has no felony offenses. • **In Transit (TR)** for USMS/USDC inmates. • **Writ/Hold (WH)** individuals may have other charges requiring legal resolution.

*Information on this page is based on a one day population snapshot*

### Length of Stay (LOS) Distribution for Men in Custody



### Offenses by Most Serious Active Charges for Men

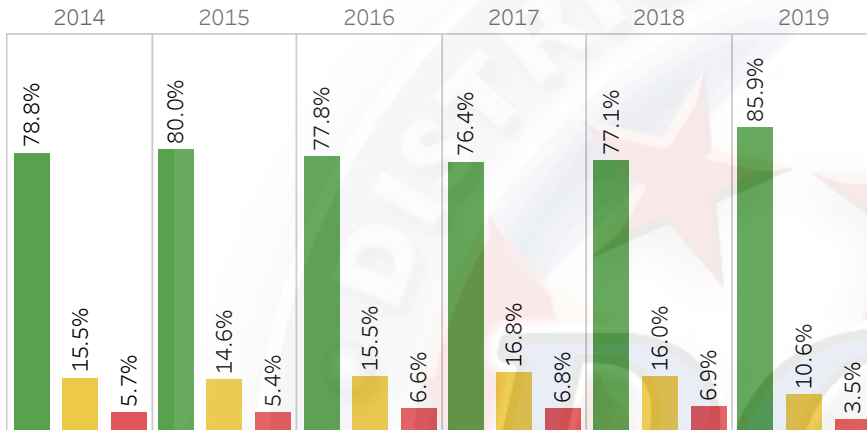


The percent of men charged with violent or dangerous offenses (includes In Transit USMS/USDC inmates) per DC Code 22 Section 4501 is **54.8%**.

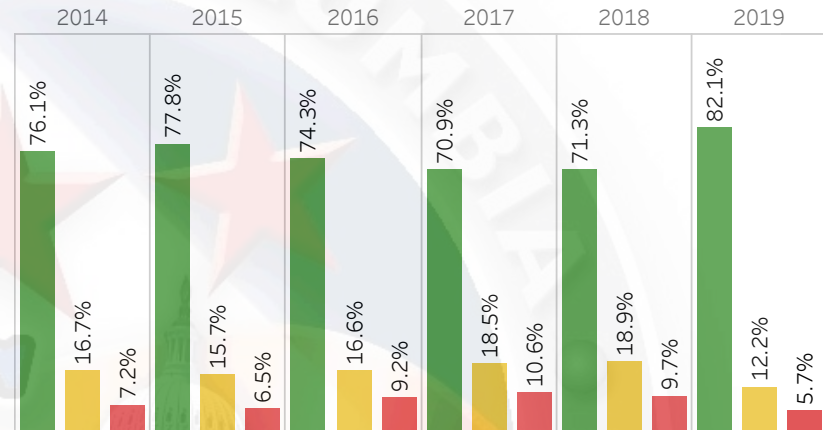
- Did not recidivate
- Two bookings in this period
- Three or more bookings in this period

## Re-Incarceration Rate History by Calendar Year (CY) and Fiscal Year (FY)

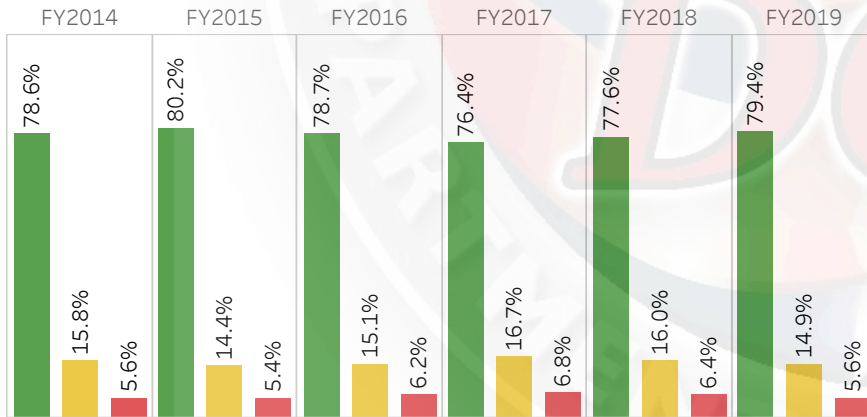
CY 2014 through September 2019  
Re-Incarceration Rate for Men by Frequency



CY 2014 through September 2019  
Re-Incarceration Rate for Women by Frequency



FY 2014 through FY 2019  
Re-Incarceration Rate for Men by Frequency



FY 2014 through FY 2019  
Re-Incarceration Rate for Women by Frequency

